

# THE LITTLE BOOK OF TINY HOUSE FLOOR PLANS



A RESOURCE FOR TINY HOUSE FLOOR PLANS

**ALEX PINO**

## **Disclaimer**

The ideas in this book are the authors observations and opinions and should not be taken as professional advice. You are responsible to perform your own research as each geographical location has its own regulations. If you take any of the ideas in this book and put them into action you are solely responsible and by continuing to read this book you agree with that statement. I'm glad you are here reading this book right now and I'm very excited that you're considering your own small space. If you want to contact me you can email me at [alex@tiny-house-plans.com](mailto:alex@tiny-house-plans.com).

## **Redistributing this book**

You are free to share this book with anyone you want. You can send it to your friends, you can print it out and give it to someone, and you can even give it away to your blog readers as long as you agree not to edit, re-create or attempt or call it your own.

## **Thank you for reading**

I'm glad you're here because that means that you want to take charge of their life and create a better environment for other humans, too. This movement towards simplicity is helping people change their lives for the better on a daily basis and thanks to people like you, it will continue to do so more and more. Thank you for living more consciously and I'm truly honored that you're here with me, through this medium, right now.

## **How this book is funded**

You will find links throughout this book that will take you to third party websites where you can learn more about the designs I'm showing you. In many cases you will be using what's known as an affiliate link to get there. This means that if you decide to purchase a set of building plans, for example, I would be compensated for my efforts through this book with no extra cost on your part. That's how I'm able to give you this book for free. I depend on and intend to serve folks like you who want to live in smaller yet smarter spaces. Thank you very much for your support. I am very grateful as I could never accomplish this without you. If you want to write me a note, I'd love to read it, send it to [alex@tiny-house-plans.com](mailto:alex@tiny-house-plans.com).

# THE LITTLE BOOK OF TINY HOUSE FLOOR PLANS

## Outline

### Introduction

Purpose of this book  
Why floor plans  
How this book will help you

### Tiny House Floor Plans

Tiny Home Builders  
Tumbleweed Houses

### Conclusion

Thank you  
Free updates  
Bonus



# Introduction

## How This Book Will Help You

I put this book together because I wanted to give people like you an easy way to visualize themselves in tiny houses. My intent is that this book will help you find a tiny house design to fit your lifestyle.

### Building a Tiny House with Zero Construction Experience

Many people have built their own house from scratch with absolutely no construction experience in the past. In this book you'll find more than 14 house designs to pick from and be able to use as a guide throughout the building process.

Some of you will also be glad to know that people with no desire to build a house themselves have successfully used building plans as a guide that they can hand over to contractors to do it for them.

So let's get right into it. Turn over to the next page and I'll begin showing you what's available in the marketplace so you can own the perfect little house for you.

Thank you for reading,



Alex Pino  
[TinyHouseTalk.com](http://TinyHouseTalk.com)



# Tiny Home Builders

## Introducing Dan Louche

Dan's first tiny house project was for his mom, who was in need of a new home. He comes from a family of contractors so he was already experienced when it comes to every facet of the construction process before he began.

I had the pleasure of meeting Dan and his family on several occasions now and have also gotten to tour both of his houses, which you'll get to explore in the next few pages.

You can watch a video tour of Tiny Retirement using the link below or by scanning the QR code with your smart phone.

<http://www.youtube.com/watch?v=n3d2vsRTjQ0>

If you're interested in learning how to build, Dan is now offering a [Build Along](#) service.

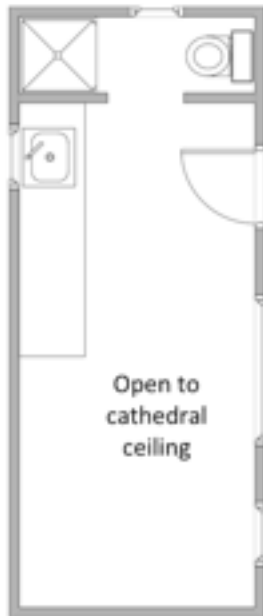


*Photo by Dan Louche*

# Tiny Home Builders: Tiny Living



Lower Level



*Photos Courtesy of Dan Louche*

The bathroom fixtures and wall placement are included in the plans. The kitchen and living area can be configured to the builders design

Loft Level



Company  
**Tiny Home Builders**

Model  
**Tiny Retirement**

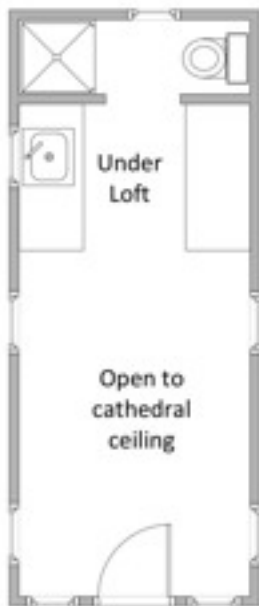
For more information just visit the link below or scan the QR code with your phone. This model is designed without a sleeping loft and is 20' in length.

[tiny-house-plans.com/go/tinyretirement](http://tiny-house-plans.com/go/tinyretirement)

# Tiny Home Builders: Tiny Living



Lower Level



*Photos Courtesy of Dan Louche*

The bathroom fixtures and wall placement are included in the plans. The kitchen and living area can be configured to the builders design

Loft Level



Company  
**Tiny Home Builders**

Model  
**Tiny Retirement**

For more information including pricing, specifications and dimensions simply visit the link below. This model is designed without a sleeping loft and is 20' in length.

[tiny-house-plans.com/go/tinyliving](http://tiny-house-plans.com/go/tinyliving)

# Tumbleweed Houses

## Introducing Jay Shafer

Jay's first tiny house project was an Airstream trailer that he converted into his home. Since 1997 he has been living in homes smaller than most people's walk-in closets.

He currently designs homes as small as 65 square feet. Some are created to be built on trailers and others on a traditional foundation.

I got to meet Jay at one of his Orlando, Florida tiny house workshop.

Later I'll give you more information on how you can attend one of Tumbleweed's workshops so you can learn how to build one of these amazing little houses for less than \$20,000.

For now please enjoy Jay's current small house designs and pick your favorite. If you're interested, you can reserve a spot in a location near you for one of [Tumbleweed's tiny house workshops](#).



[tiny-house-plans.com/go/jaysworkshops](http://tiny-house-plans.com/go/jaysworkshops)



*Photo taken by Andrea Fouch*



## Tumbleweed Houses: Box Bungalows



*Photos Courtesy of Tumbleweed Houses*

### How to get a Box Bungalow

You can buy the plans and build it yourself or have a contractor do it for you.

Also, a step-by-step DIY book is available. If you decide to buy, you'll get a set of plans valued at \$49 for free as a gift.

Use the link below to learn more about Tumbleweed's DIY Book.

Once you're done checking that out, turn over to the next page to explore the Box Bungalow designs individually.



[tiny-house-plans.com/go/diytumbleweed/](https://tiny-house-plans.com/go/diytumbleweed/)

*Photo and Floor Plan Sketches Courtesy of Tumbleweed Houses*



# Exploring the Box Bungalow Designs

You can explore all of Tumbleweed's Box Bungalow designs through the links below.

Name of Design and Link	Size	Price
Anderjack <a href="http://tiny-house-plans.com/go/anderjack">tiny-house-plans.com/go/anderjack</a>	99 square feet	\$49 - <a href="#">Learn more</a>
Beaven <a href="http://tiny-house-plans.com/go/beaven">tiny-house-plans.com/go/beaven</a>	99 square feet	\$49 - <a href="#">Learn more</a>
Gifford <a href="http://tiny-house-plans.com/go/gifford">tiny-house-plans.com/go/gifford</a>	99 square feet	\$49 - <a href="#">Learn more</a>
Stamper <a href="http://tiny-house-plans.com/go/stamper">tiny-house-plans.com/go/stamper</a>	107 square feet	\$49 - <a href="#">Learn more</a>
Weller <a href="http://tiny-house-plans.com/go/weller">tiny-house-plans.com/go/weller</a>	107 square feet	\$49 - <a href="#">Learn more</a>
Zinn <a href="http://tiny-house-plans.com/go/zinn">tiny-house-plans.com/go/zinn</a>	99 square feet	\$49 - <a href="#">Learn more</a>

\*If you order your own copy of the Tumbleweed DIY Book of Backyard Sheds and Tiny Houses you'll receive the Zinn Box Bungalow plans (\$49 value) for free. Just use the link below so you can place your order: [tiny-house-plans.com/go/diytumbleweed/](http://tiny-house-plans.com/go/diytumbleweed/)

## VIDEO BONUS: Get a Sneak Peak of the DIY Book

In this video I explain to you how the Box Bungalows from Tumbleweed Houses work and you'll also get a preview of their DIY book.

[youtube.com/watch?v=xAt9ewJsJLA](http://youtube.com/watch?v=xAt9ewJsJLA)



Get the "Tumbleweed DIY Book of Backyard Sheds & Tiny Houses" and receive the "Zinn" plans (\$49 value) as a free gift.

[tiny-house-plans.com/go/diytumbleweed/](http://tiny-house-plans.com/go/diytumbleweed/)

*Photos Courtesy of Tumbleweed Houses*



# Tumbleweed's Tiny Houses on Wheels

## XS-House

This house is just 65-square-feet, 7' wide and 11' in length.

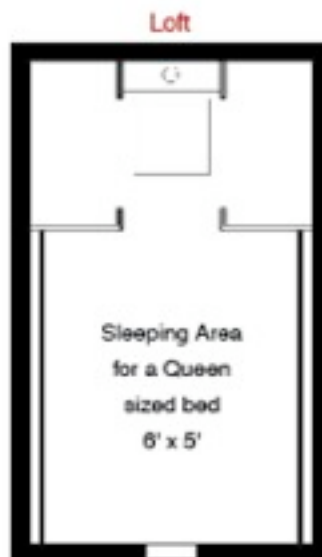
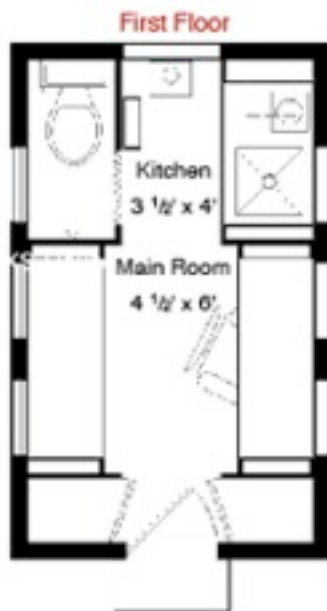
It's the smallest green home that Tumbleweed offers.

This makes it very light and easy to maneuver.

For more details on the XS House, visit the link below or scan the QR code with your smart phone.

[tiny-house-plans.com/go/xshouse](http://tiny-house-plans.com/go/xshouse)

*Photos Courtesy of Tumbleweed Houses*



*“Still, my main reason for living in such a little home is nothing so grandiose as saving the world, nor so pragmatic as saving money. Truth be told, I simply do not have the time or patience for a larger house.” - Jay Shafer*

## Epu

The Epu was actually Jay Shafer's own home for years. He designed it for himself.

It's 89 square feet if you do not include the upstairs sleeping loft. Downstairs you'll find a great room, kitchen and a wet bath.

It also has a built in front porch which the XS does not offer. The square footage does not include the porch area either.

For more details on the Epu, visit the link below or scan the QR code with your smart phone.

[tiny-house-plans.com/go/epu](http://tiny-house-plans.com/go/epu)



*“Everything is within arm's reach and nothing is in the way—not even space itself.” - Jay Shafer*



*Photos Courtesy of Tumbleweed Houses*

## Weebee

The Weebee is a 102-square-foot tiny house designed to be built on a trailer.

It's based on the Epu, which you just saw on the previous page except it has Dutch roof and a mini sun room which gives it the extra square footage.

Jay calls this little sun room a bump-out and you can use it in a variety of ways. Three ideas are a computer desk, table or fold out couch.

The square footage listed doesn't include the tiny porch or upstairs sleeping loft.

For more details on the Weebee, visit the link below or scan the QR code with your smart phone.

[tiny-house-plans.com/go/weebee](http://tiny-house-plans.com/go/weebee)

*Photos Courtesy of Tumbleweed Houses*



# Lusby

The Lusby is a 117-square-foot house, not including the porch and lofts, that you can build on a trailer or on a foundation.

This model has a full bathroom, kitchen, downstairs bedroom and upstairs sleeping loft. In addition there is ample storage and cathedral ceilings in the great room.



The design also includes two closets and an additional loft for storage. There is a total of 60 square feet worth of loft space.

For more details on the Lusby, visit the link below or scan the QR code with your smart phone.

[tiny-house-plans.com/go/lusby](http://tiny-house-plans.com/go/lusby)

*Photos Courtesy of Tumbleweed Houses*





## Tarleton

The Tarleton is a 117-square-foot house, very similar to the Lusby, it just has a slightly different floor plan.

There is more open space in the great room here because the kitchen is located in the rear of the home.

For more details on the Tarleton, visit the link below or scan the QR code with your smart phone.

[tiny-house-plans.com/go/tarleton](http://tiny-house-plans.com/go/tarleton)

*Photos Courtesy of Tumbleweed Houses*



# Fencil

The Fencil is 130-square-foot house, not including the little porch and lofts.

This one has cathedral ceilings over the great room and the sleeping loft sits over the bathroom and kitchen in the rear.

It has a bump-out you can use for a mini office or to place a fold out bed. It can even be used as a miniature solarium!

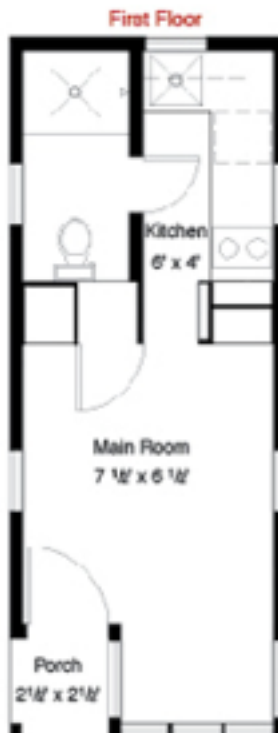
For more details on the Fencil, visit the link below or scan the QR code with your smart phone.

[tiny-house-plans.com/go/fencil](http://tiny-house-plans.com/go/fencil)

*Photos Courtesy of Tumbleweed Houses*



*"I wanted a place that would maintain my serene lifestyle, not a place that I would spend the rest of my life maintaining. I find nothing demanding about Tumbleweed." - Jay Shafer*







## Popomo

The Popomo does not have a loft. It's designed to be built on a different kind of trailer to maximize space.

It's 8 feet and 6 inches wide and gives you a total of 172 square feet of living space.

There's a tiny bedroom with plenty of storage.

For more details on the Popomo, visit the link below or scan the QR codes provided.

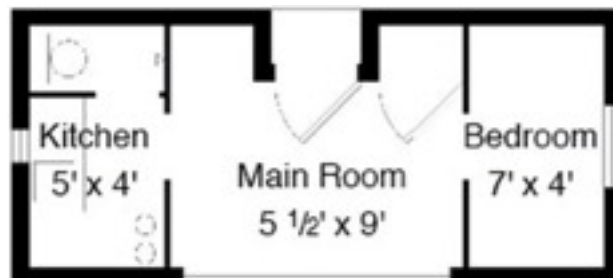
[tiny-house-plans.com/go/popomo](http://tiny-house-plans.com/go/popomo)

Another way to get the Popomo plans (for free) is by ordering The Small House Book by Jay Shafer.

[tiny-house-plans.com/go/smallhousebook](http://tiny-house-plans.com/go/smallhousebook)



*Photos Courtesy of Tumbleweed Houses*



## Thank You

Thank you very much for reading this book. I believe that tiny houses can have a giant impact on people like you and me. Not to mention, Earth. So if there's anyway that I can help you get into one or start building one, just let me know.

My email is [alex@tiny-house-plans.com](mailto:alex@tiny-house-plans.com). You can even call me and leave a voicemail at 1-720-HOME2GO. I love hearing from people like you who are also passionate about simple living.

## Free Updates

There are always new floor plans and designs that are in the works so this book will have a new edition in the near future. If you want me to let you know when that happens just enter your email over at <http://www.tiny-house-plans.com> and you'll be added to my email list.

In addition you'll receive my tiny house newsletter which will keep you full of fresh new ideas for small space living. I look forward to serving you again in the very near future and I'm honored that you took a look through my book.

## Bonus Tiny House Plans

I wanted to be sure to give you access to the tiny house plans that Michael Janzen, of Tiny House Design, has made available to the community.

Just go to <http://www.tiny-house-plans.com> and enter your name and email and you'll receive a message from me shortly after that with your download links.

## Spread the Word

As long as you do not edit this book, you are free to share it with as many people as you'd like. Print it out and leave it at the coffee shop if you want to.

The more people that learn about this way of living the better. So yeah, spread the word, send it to your friends and blog about it!

Thank you so much for your support,

Alex Pino  
<http://www.tinyhousetalk.com>  
[alex@tiny-house-plans.com](mailto:alex@tiny-house-plans.com)  
1-720-HOME2GO